CALIBRATION OF CO2-002
Relative vs. NOAA-1 /NOAA-2 on 10.7.2013 18:52

SUMMARY

```
CO2_ppm =      447.982 (+-   0.067, n= 29)
d13C    =      -11.699 (+-   0.209, n= 29)
d18O    =       -4.929 (+-   0.627, n= 29)
```

DETAILS OF CALIBRATION

```
Raw Measured 12CO2 CO2-002 =     406.6189 (+- 0.06185) ppm
Raw Measured 13CO2 CO2-002 =       4.5216 (+- 0.00046) ppm
Raw Measured 18O   CO2-002 =       1.7503 (+- 0.00087) ppm
Raw Measured T_CO2 CO2-002 =     413.2246 (+- 0.06106) ppm
Raw Measured 12CO2 NOAA-1  =     361.8249 (+- 0.06217) ppm
Raw Measured 13CO2 NOAA-1  =       4.0344 (+- 0.00041) ppm
Raw Measured 18O   NOAA-1  =       1.5595 (+- 0.00081) ppm
Raw Measured T_CO2 NOAA-1  =     367.7158 (+- 0.06148) ppm
Raw Measured 12CO2 NOAA-2  =     424.3104 (+- 0.04847) ppm
Raw Measured 13CO2 NOAA-2  =       4.7155 (+- 0.00085) ppm
Raw Measured 18O   NOAA-2  =       1.8212 (+- 0.00104) ppm
Raw Measured T_CO2 NOAA-2  =     431.1955 (+- 0.04879) ppm
Ext Standard T_CO2 NOAA-1  =      398.231 (+- 398.231) ppm
Ext Standard d13C  NOAA-1  =       -8.899 (+-   0.003) per mil
Ext Standard d18O  NOAA-1  =       -4.227 (+-   0.003) per mil
Ext Standard T_CO2 NOAA-2  =      467.628 (+- 467.628) ppm
Ext Standard d13C  NOAA-2  =      -12.312 (+-   0.006) per mil
Ext Standard d18O  NOAA-2  =       -7.636 (+-   0.006) per mil
RMSE for 12CO2  linear fit =     0.059890 ppm
RMSE for 13CO2  linear fit =     0.000713 ppm
RMSE for 18O    linear fit =     0.000969 ppm
Slope for 12CO2 linear fit =       1.0934 ppm / ppm
Slope for 13CO2 linear fit =       1.0857 ppm / ppm
Slope for 18O   linear fit =       1.0606 ppm / ppm
Offs. for 12CO2 linear fit =    -3.693840 ppm
Offs. for 13CO2 linear fit =    -0.037375 ppm
Offs. for 18O   linear fit =    -0.023936 ppm
```

Output created on Tue Oct 8 13:43:05 2013

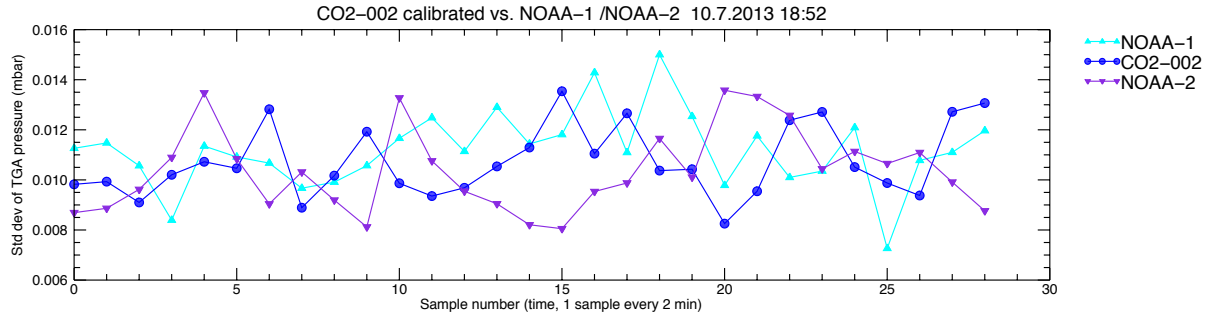
CO2−002 calibrated vs. NOAA−1 /NOAA−2 10.7.2013 18:52
Std dev of TGA pressure (mbar)
Sample number (time, 1 sample every 2 min)
NOAA−1
CO2−002
NOAA−2

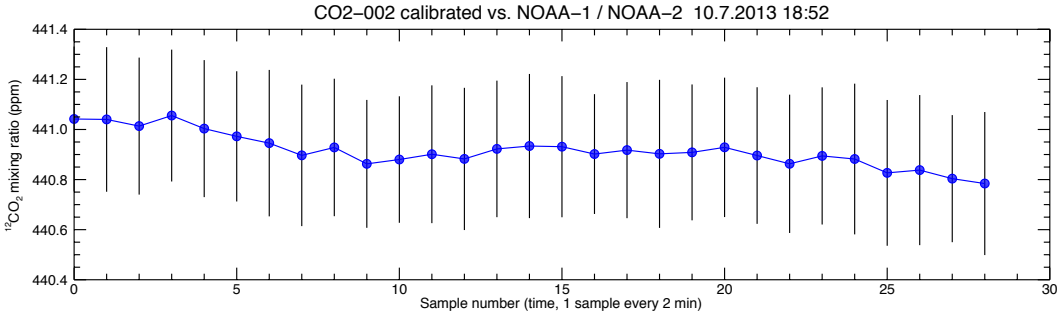
CO2−002 calibrated vs. NOAA−1 / NOAA−2 10.7.2013 18:52
$^{12}CO_2$ mixing ratio (ppm)
Sample number (time, 1 sample every 2 min)

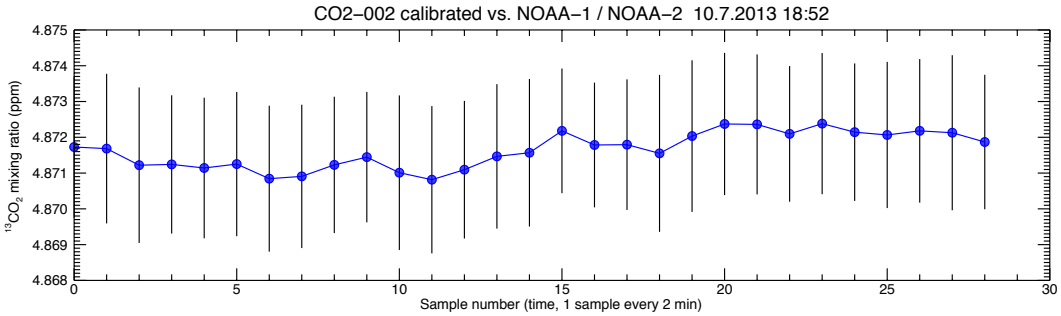
CO2−002 calibrated vs. NOAA−1 / NOAA−2 10.7.2013 18:52
$^{13}CO_2$ mixing ratio (ppm)
Sample number (time, 1 sample every 2 min)

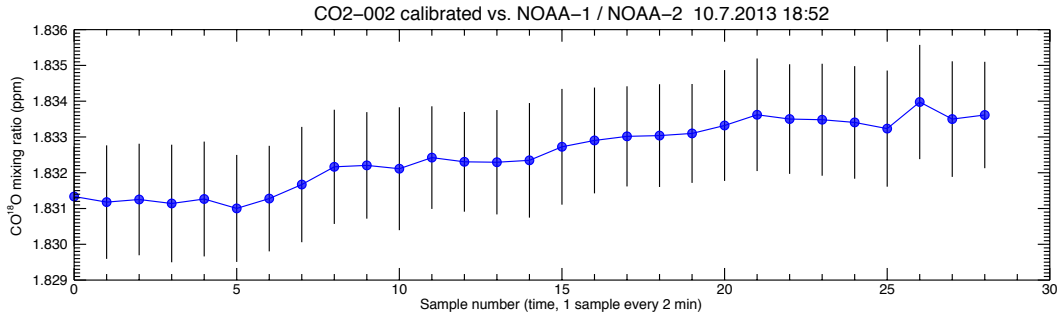
CO2−002 calibrated vs. NOAA−1 / NOAA−2 10.7.2013 18:52
$CO^{18}O$ mixing ratio (ppm)
Sample number (time, 1 sample every 2 min)

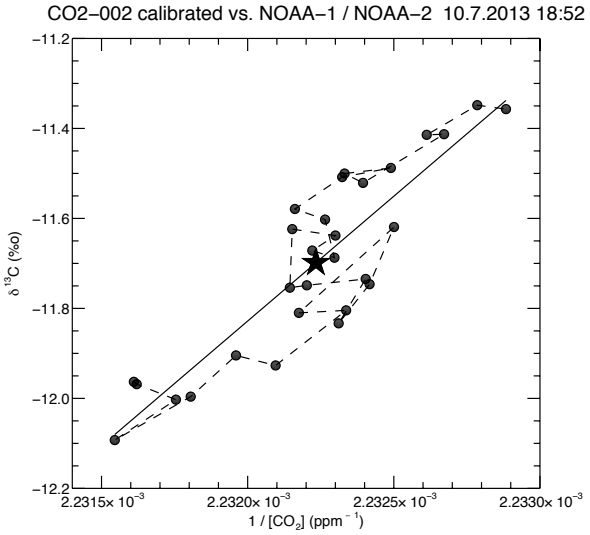
CO2−002 calibrated vs. NOAA−1 / NOAA−2 10.7.2013 18:52
δ 13C (‰)
1 / [CO2] (ppm − 1)

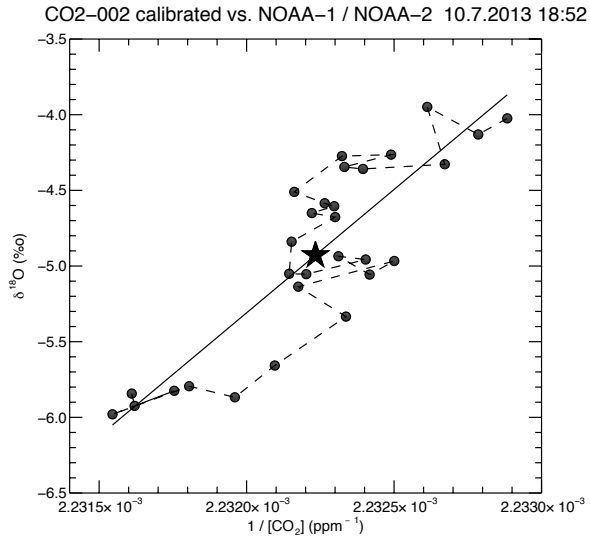
CO2−002 calibrated vs. NOAA−1 / NOAA−2 10.7.2013 18:52
δ 18O (‰)
1 / [CO2] (ppm − 1)

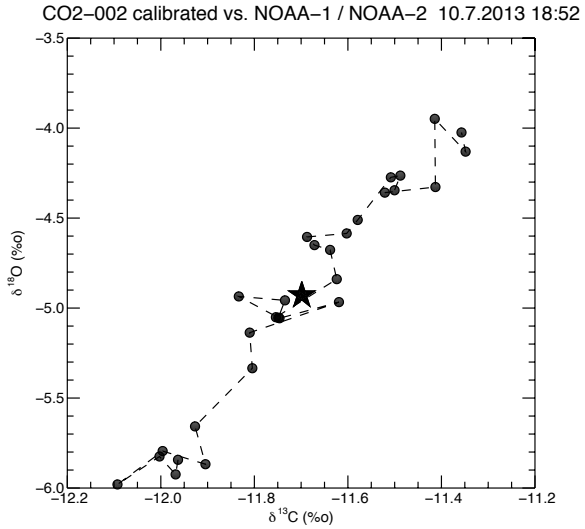
CO2−002 calibrated vs. NOAA−1 / NOAA−2 10.7.2013 18:52
δ 18O (‰)
δ 13C (‰)